



Holiday Homework: Class-I

Important Instructions:

- The holiday homework will be assessed as internal assessment.
 - All the home assignments provided through WhatsApp must be completed.
-



Children are reservoirs of potential which needs to be tapped and channelized in diverse ways. We at BBPS Anuppur feel that it is very important to fire their imagination and foster an outlook that helps them explore, discover and rediscover. Children should be encouraged to develop intellectually and physically. Summer Vacation is the best and fruitful time for learning and for nurturing creativity. It is the time when you can connect with your child in many ways. The Holiday Homework designed would not only enhance achievements of your children but also help to enhance family relationships. It would teach your child to work independently and would improve their basic academic skills, such as reading, writing, and spellings and would help them develop personal skills and time management.

ENGLISH

1. Read any one book of your choice or from the reading list given below.


(a) Reading it yourself with Lady Bird – level 1



(b) Jungle Book



(c) The Best Me I Can Be – Scholastic



(d) Any book from Children Book Trust

2. Make a mask of your favourite character from the story you have read and decorate it.
3. On the basis of the book read by you complete the worksheet given on the next page.

Directions: Fill in each strawberry to tell about your book.

Name the character of the story

Write any three naming words

Write any three new words you have learnt

Write any one pair of rhyming words

1. _____

2. _____

3. _____

Title: _____

Author: _____

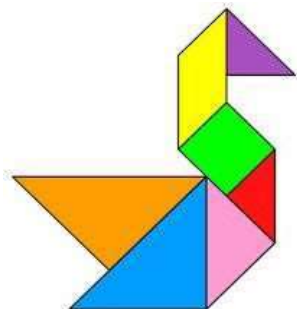
MATHEMATICS

1. Make four addition or subtraction cards of the size 3" by 5" using coloured A4 sheets. Draw or paste the picture of your favourite cartoon character you like the most on one side and on the other side write the addition or subtraction questions. One example is given below for your reference.



$$\begin{array}{r} 4 \\ + 5 \\ \hline \end{array}$$

2. Write the following information in A4 size paper.
- a. Number of members in your family _____
 - b. Tallest member in your family _____
 - c. Shortest member in your family _____
 - d. Eldest member in your family _____
 - e. Youngest member in your family _____
 - f. Number of teeth you have _____
 - g. Number of doors in your house _____
 - h. Number of windows in your house _____
 - i. Father's contact number _____
 - j. Mother's contact number _____



Backward counting-

Fill in the missing number in the grid.

| | | | | | | | | | |
|----|----|----|--|----|--|----|----|----|----|
| | | | | | | | 98 | | |
| 81 | | | | | | | | 89 | |
| | | 73 | | | | | | | |
| | | | | | | 67 | | | |
| 51 | | | | | | | | | |
| | | | | | | | 48 | | |
| | 32 | | | | | | | | |
| | | | | 25 | | | | | 30 |
| | | 13 | | | | 17 | | | |
| 1 | | | | | | | 8 | | 10 |

Colour the square showing 8 tens and 9 ones
yellow.

Colour the square showing 2 tens and 2 ones
green

Colour the square showing 5 tens and 0 ones
orange.

Colour the square showing 9 tens 3 ones
blue.

Colour the square that shows 0 tens and 1 one
purple.



Greater and smaller

Draw balls for each number to find out which number is greater in each group. Colour the balls drawn for the greater number.

| | |
|---|--|
| 4 | |
| 7 | |

| | |
|---|--|
| 9 | |
| 7 | |


| | |
|---|--|
| 6 | |
| 3 | |

Draw stars for each number to find out which number is smaller in each group. Colour the stars drawn for the smaller number.

| | |
|---|--|
| 8 | |
| 5 | |

| | |
|---|--|
| 2 | |
| 7 | |

| | |
|---|--|
| 4 | |
| 9 | |



Find the hidden number names (one to ten) and colour them .You can go across or down.

| | | | | | | | | | |
|---|---|---|---|---|---|---|---|---|---|
| O | E | T | W | O | H | F | O | U | R |
| N | V | K | W | R | J | P | A | F | N |
| E | V | X | E | I | G | H | T | Z | C |
| W | M | U | E | K | L | U | Y | X | I |
| T | H | R | E | E | G | H | J | Q | E |
| W | E | R | Y | R | Q | Z | L | T | S |
| R | M | O | P | N | A | F | R | Z | E |
| Z | S | I | X | I | E | I | B | V | V |
| X | G | F | N | N | K | V | D | T | E |
| T | E | N | H | E | M | E | Y | H | N |



EVS

GOOD HABITS AND GOOD DEEDS ARE ESSENTIAL FOR A HAPPY LIFE

1. Choose any one topic from the Value Education Topics given below:-

- (a) I Love My Family
- (b) Not Wasting Food
- (c) Care for Animals
- (d) Being Polite
- (e) Safety

- Make a video performing a deed that depicts the value chosen
- Draw and colour all the five sense organs in your notebook. Write their names and learn it.
- Write five lines on 'Myself' in your notebook and learn it.



हिन्दी

अमन काम झटपट कर। टब भर कर रख। अब यह कलश पकड। बहस मत कर। टमटम पर चढकर पनघट चल। कलश भर कर घर चल। नटखट मत बन। ढमढम मत कर। गरदन मत झटक। छत पर चल कर कसरत कर। अब शरबत चख। मनन अचकन पहन। बरगद पर मत चढ। यह कमल पकड। बतख मत पकड।


- वर्णों को जोडकर ऊपर दिए गए वाक्यों को पढिए व इनमें से दो, तीन व चार अक्षर के शब्द अलग करके लिखिए –

दो अक्षर के शब्द

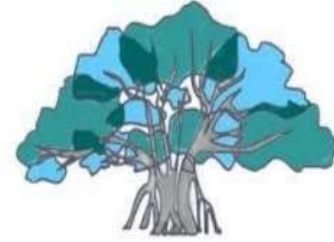
तीन अक्षर के शब्द

चार अक्षर के शब्द

- नीचे दिए गए चित्रों को देखकर उनके नाम लिखें—











- नीचे दिए गए चित्र में रंग भरें-



Art & Craft

ART- Draw any two fruits or two vegetables and colour them.

Draw any three cartoon character of your choice and colour them.

Medium for colouring – crayon colours only

CRAFT- Make any two ORIGAMI art (paper folding art)

For example – paper boat ,paper plane ,paper fish etc.

Music

1) Learn these Notations/Alankar daily 3 to 5 times

Sa, Re, Ga, Ma, Pa, Dha, Ni, Sa

Sa, Ni, Dha, Pa, Ma, Ga, Re, Sa

2) Learn Prayer which is given in your diary:

Hum Honge Kamyab.....

We Shall Over come.....