



Holiday Homework: Pre-School

Important Instructions:

- The holiday homework will be assessed as internal assessment.
- All the home assignments provided through WhatsApp must be completed.



Lots of play, lots of fun fulfilled activities, under the sun
Have lemonade and keep cool It's holidays-let's splash
in the pool.

Holidays are the best time of the year. Time to shout, clap & cheer!!

Holidays are meant for enjoyment and if this time is used for creative pursuits, it becomes learning experience. The holiday homework has been designed to be a meaningful and creative exercise. Do ensure the child is involved with your guidance. Remember to share your fun moments with us- get pictures clicked of yourself as an artist, a chef and even a scientist. Paste them in a scrap book which everyone can admire.

Language Development:

- **Story Time:** Narrate simple stories to your child; ask to recall some characters and incidents of the story by asking simple questions related to the story.
- Encourage them to use magic words like ‘thank you’, ‘please’, ‘excuse me’ and ‘sorry’.

Show and Tell: Choose any 1 object from your surroundings every day and let your child speak a few lines on it.

- **Rhyme Time:** Recite a rhyme with voice modulation and actions (Minimum 5 rhymes in total).

Physical Development

Encourage your child to participate in dancing and singing activities.

- Indulge your child in any one hobby like, skating, dance, musical instruments etc.
- Encourage your child to take care of ‘**Personal Hygiene**’ by inculcating the following habits:
 - Brushing teeth twice daily
 - Combing hair regularly
 - Bathing everyday
 - Washing hands before and after meals
 - Trimming the nails and keeping them clean

Social Development

Imbibe following **Social Skills** in your child:

- Greeting with a smile when someone comes to the house, preferably in English.
- Conversing freely but politely with visitors, relatives coming over to the house. - Answering the phone calls with a polite “Hello!”, Also asking “May I know who is calling?”
- Sitting at the dining table with the family to eat the meals, using proper table manners. Do not watch television while having meals with the family. -Sharing toys, colours etc. with siblings.
- Talk to your child about:
 - The importance of keeping our surroundings clean.
 - The good habit of sharing and making friends.
 - Encourage your child to water the plants.
 - Encourage your child to respect and help the elders at home.
 - Encourage your child to develop the habit of taking care of his/her belongings

Send all the holidays homework in a folder.



Bal Bharati
PUBLIC SCHOOL


MBPMPL, V.P.O. Jaithari, District: Anuppur (M.P.) – 484330

Class-Mont-I

Sub- EVS

Instruction:- Colour the given flower with Pink colour.

LOTUS





Bal Bharati
PUBLIC SCHOOL

MBPMPL, V.P.O. Jaithari, District: Anuppur (M.P.) – 484330


Class-Mont-I

Sub- EVS

THUMB PRINTING:- Colour the given fruit (Brown/Green) with your

Thumb impression.

PINEAPPLE





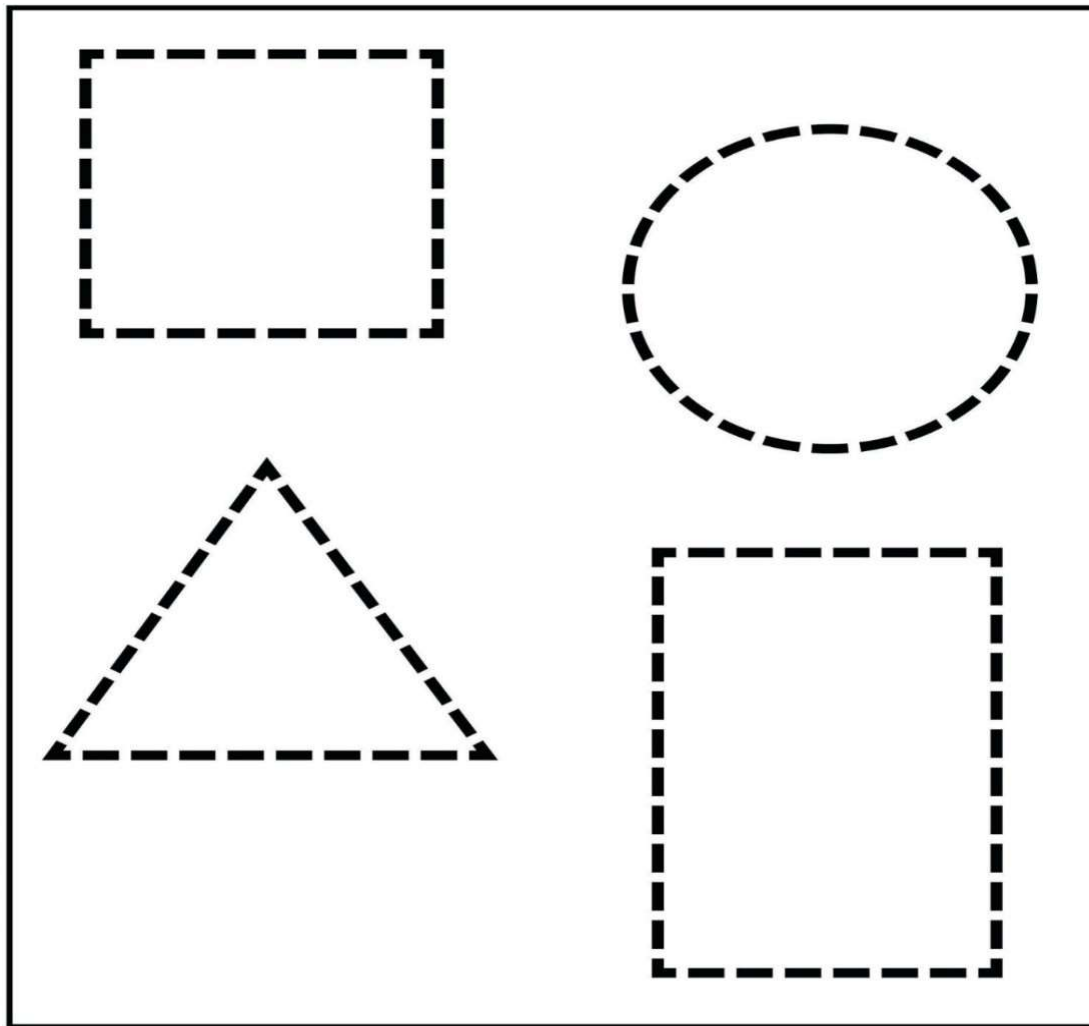
Bal Bharati
PUBLIC SCHOOL

MBPMPL, V.P.O. Jaithari, District: Anuppur (M.P.) – 484330

Class-Mont-I

Sub- Maths

Trace and color the shapes.





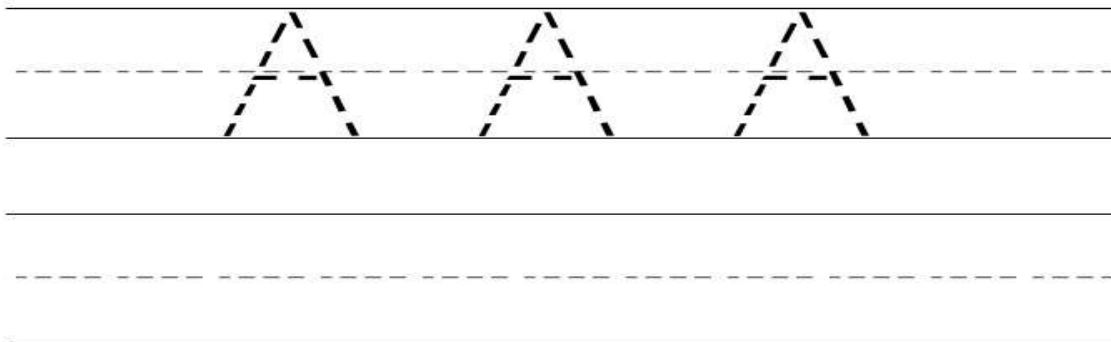
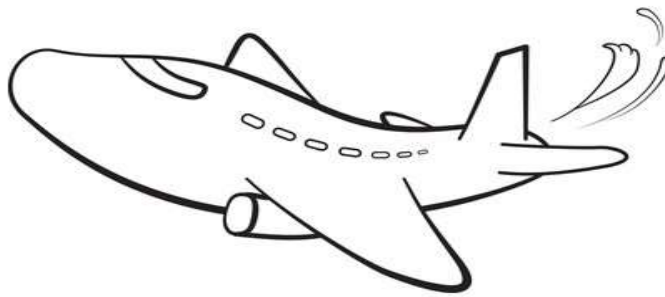

Bal Bharati
PUBLIC SCHOOL

MBPMPL, V.P.O. Jaithari, District: Anuppur (M.P.) – 484330

Class-Mont-I

Sub- English

Trace the given alphabet and colour the Airplane.





Bal Bharati
PUBLIC SCHOOL

MBPMPL, V.P.O. Jaithari, District: Anuppur (M.P.) – 484330

Class-Mont-I

Sub- EVS

-
- Make a family tree and write your relation with them (paste pictures in Chart Paper).
 - Learn your parent's and grandparent' name.
 - Learn mobile numbers of your father & mother.