



Holiday Homework: Pre-Primary

Important Instructions:

- *The holiday homework will be assessed as internal assessment.*
-

General Guidelines

- 1.** Remember the 4 magic words, Please, Thank You, Sorry and Excuse Me. Make these a part of your personality.
- 2.** Learn to speak politely.
- 3.** Learn to tidy your room and keep your toys and books in place.
- 4.** Get up early in the morning and listen to the chirping of the birds and feed them with grains.
- 5.** Make your Grand Parents happy by going for a walk with them.
- 6.** Try to Converse in English with your family and friends.
- 7.** Regulate your toilet habits.
- 8.** Don't watch T.V for more than 2 hours a day, watch programmes like National Geographic, Discovery Channel but do not miss cartoon network
- 9.** Play Outdoor games.
- 10.** Learn to spell and write your name.

Note

- ❖ The Holiday Home work should be neat and presentable.
 - ❖ Worksheets: Supervise the child to do the worksheets on his/her own. It should be in a good condition.
- Parents are advised to take dictation and number dodging regularly on daily basis.

SUBJECT: ENGLISH

1. Learn any 5 rhymes from page no. 01 – 10 (Sing Along)
2. Write Capital and Small Alphabets with correct formation. (15 pages)
3. Learn any one story.

SUBJECT: HINDI

1. Write क से ज्ञ with proper strokes. (15 pages)
2. Learn any 05 rhymes from page no, 1 to 10 (कविताओं की फुहार)

SUBJECT: MATHS

1. Learn and Write counting 1 to 100. (10 pages)
2. Learn and write Back counting 20 to 1. (10 pages)
3. Draw the following shapes and colour them with proper strokes:
Circle, Square, Rectangle and Triangle.

SUBJECT: EVS

Dear Parents, Please make your wards to learn these question and answers during the vacations.

Q-1 What is your name?

Ans: My name is

Q-2 What is your father's name?

Ans: My father's name is.....

Q-3 What is your mother's name?

Ans: My mother's name is

Q-4 What is the mobile no. of your father?

Ans: My father's mobile no. is

Q-5 What is the mobile no. of your mother?

Ans: My mother's mobile no. is

Q-6 Where do you live? Or What is your address?

Ans: I live in..... Or My address is

Q-7 How do you come to school?

Ans: I come to school byOr My parent drops me.

Q-8 What is your school name?

Ans: My school name is.....

Q-9 How old are you?

Ans: I am years old.




Worksheet
ENGLISH

Instructions: Look at the picture and colour the things as follows:

A sound word with Red Colour

T sound word with Green Colour

S sound word with Yellow Colour



Worksheet
HINDI

निर्देश : स्वर और व्यंजन को छाँटकर अलग-अलग लिखिए ।


प फ ई अ ब ड उ न आ श ग क ऐ च ल इ
थ य ध ख ऊ ज क्ष भ घ छ झ ट द ह ए

स्वर

व्यंजन

Vegetable Printing (Lady Finger)

Instruction: Butterfly is a colourful insect. Colour the butterfly with different water colours with the help of ladyfinger.



Worksheet
MATHS

Instruction: Fill the missing number.

51		53		55		57			60
61			64		66			69	
71		73		75			78		80
81			84		86			89	
91		93		95		97			100

Instruction: Count and Write the number in given boxes.

