



Holiday Homework: Pre-Primary

General Guidelines

1. Remember the 4 magic words, please, Thank You, Sorry and Excuse Me. Make these a part of your personality.
2. Learn to speak politely.
3. Learn to tidy your room and keep your toys and books in place.
4. Get up early in the morning and listen to the chirping of the birds and feed them with grains.
5. Make your Grand Parents happy by going for a walk with them.
6. Help the child to Converse in English with your family and friends.
7. Regulate your toilet habits.
8. It is advised to watch T.V for not more than 2 hours a day.
9. Play Outdoor games.
10. Learn to spell and write your name.

Note

- ❖ The Holiday Home work should be neat and presentable.
- ❖ Worksheets: Supervise the child to do the worksheets on his/her own. It should be in a good condition.

Parents are advised to take dictation and number dodging regularly on daily basis.

SUBJECT: ENGLISH

1. Learn any 5 rhymes from page no. 01 to 10. (Sing Along) and make a video of any one rhyme and share a YouTube link of the same in my personal window.
2. Write Capital and Small Alphabets with correct formation. (5 pages)
3. Learn any one story.

SUBJECT: HINDI

1. Write क से ज्ञ with proper strokes. (5 pages)
2. Learn any 05 rhymes from page no, 1 to 10 (कविताओं की फुहार) and make a video of any one rhyme and share a YouTube link of the same in my personal window.

SUBJECT: MATHS

1. Learn and Write counting 1 to 100. (5 pages)
2. Learn and write Back counting 20 to 1. (5 pages)
3. Draw the following shapes and colour them with proper strokes: Circle, Square, Rectangle and Triangle. **(One shape each)**

SUBJECT: EVS

Dear Parents, please make your wards to learn these question and answers during the vacations.

Q-1 What is your name?

Ans: My name is

Q-2 What is your father's name?

Ans: My father's name is.....

Q-3 What is your mother's name?

Ans: My mother's name is

Q-4 What is the mobile no. of your father?

Ans: My father's mobile no. is

Q-5 What is the mobile no. of your mother?

Ans: My mother's mobile no. is

Q-6 Where do you live? Or What is your address?

Ans: I live in..... Or My address is

Q-7 How do you come to school?

Ans: I come to school byOr My parent drops me.

Q-8 What is your school's name?

Ans: My school's name is.....

Q-9 How old are you?

Ans: I am years old.

Learn the given prayer

ॐ सर्वे भवन्तु सुखिनः,
सर्वे संतु निरामया,
सर्वे भद्राणि पश्यन्तु,
मा कश्चित् दुःख भाग्भवेत् ।
ॐ शान्तिः शान्तिः शान्तिः ।




Worksheet
ENGLISH

Instructions: Look at the picture and colour the things as follows:

A sound word with Red Colour

T sound word with Green Colour

S sound word with Yellow Colour



Worksheet
HINDI

निर्देश : स्वर और व्यंजन को छांटकर अलग-अलग लिखिए ।


प फ ई अ ब ड उ आ श ग क ऐ च ल इ
थ य ध ऊ ज क्ष भ घ छ झ ट र्द ह ए

स्वर

व्यंजन

Vegetable Printing (Lady Finger)

Instruction: Butterfly is a colourful insect. Colour the butterfly with different water colours with the help of ladyfinger.



Worksheet
MATHS

Instruction: Fill the missing number.

| | | | | | | | | | |
|-----------|--|-----------|-----------|-----------|-----------|-----------|-----------|-----------|------------|
| 51 | | 53 | | 55 | | 57 | | | 60 |
| 61 | | | 64 | | 66 | | | 69 | |
| 71 | | 73 | | 75 | | | 78 | | 80 |
| 81 | | | 84 | | 86 | | | 89 | |
| 91 | | 93 | | 95 | | 97 | | | 100 |

Instruction: Count and Write the number in given boxes.

