



Holiday Homework: Pre-School

Language Development:

• **Story Time:** Narrate moral based stories to your child; ask to recall some characters and incidents of the story by asking simple questions related to the story.

- Encourage them to use magic words like ‘thank you’, ‘please’, ‘excuse me’ and ‘Sorry’.

1. **Rhyme Time:** Recite a rhyme with voice modulation and actions (Minimum 5 rhymes in total). and make a video of any one rhyme and share a YouTube link of the same in my personal window.

Physical Development :-

- Select a song and help your child to perform on it and a make video of the same and share it in my personal window.
- Indulge your child in any one hobby like dancing, painting, clay modelling etc.
- Encourage your child to take care of ‘**Personal Hygiene**’ by inculcating the following habits:

- Brushing teeth twice daily
- Combing hair regularly
- Bathing everyday
- Washing hands before and after meals
- Clipping the nails and keeping them clean

Social Development :-

- Imbibe following **Social Skills** in your child:

-Greeting with Namaskar when someone comes to the house, conversing freely but politely with visitors, relatives coming over to the house. Eat any one meal with your family members using proper manners. Do not watch television while having meals with the family.

- Sharing toys, colours etc. with siblings.
- Talk to your child about:
 - The importance of keeping our surroundings clean.
 - The good habit of sharing and making friends.
 - Encourage your child to water the plants.
 - Encourage your child to respect and help the elders at home. -
- Encourage your child to develop the habit of taking care of his/her belongings.

Make a family tree and write your relation with them (paste pictures also).

2. Learn your parent's and grandparent's name.

3. Learn mobile number of your parents.

Learn the given prayer

ॐ सर्वे भवन्तु सुखिनः,
सर्वे संतु निरामया,
सर्वे भद्राणि पश्यन्तु,
मा कश्चित् दुःख भाग्भवेत् ।
ॐ शान्तिः शान्तिः शान्तिः ।


Send all the holidays homework in a folder.

Instruction: - Colour the given flower with Pink colour. **LOTUS**




THUMB PRINTING: - Colour the given fruit (Brown/Green) with your thumb impression

PINEAPPLE

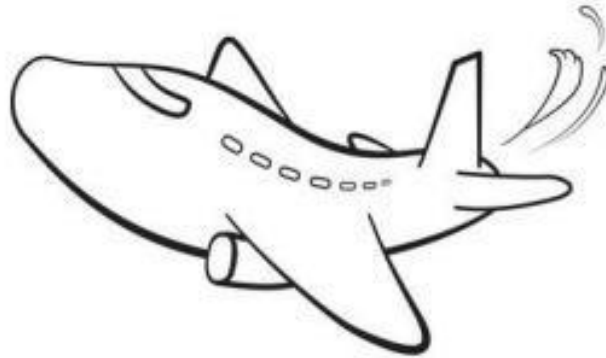


Trace and color the shapes.



Trace the given alphabet and colour the Aeroplane.

A



Three dashed uppercase letters 'A' are positioned on a set of three horizontal lines (top, middle dashed, and bottom) for tracing practice. Below this set, there is another identical set of three horizontal lines (top, middle dashed, and bottom) for independent practice.